

Detecting Gastric Electrical Rhythms...Reliably.

3CPM Quality
RELIABILITY
INTEGRITY FLEXIBILITY
ACCURACY

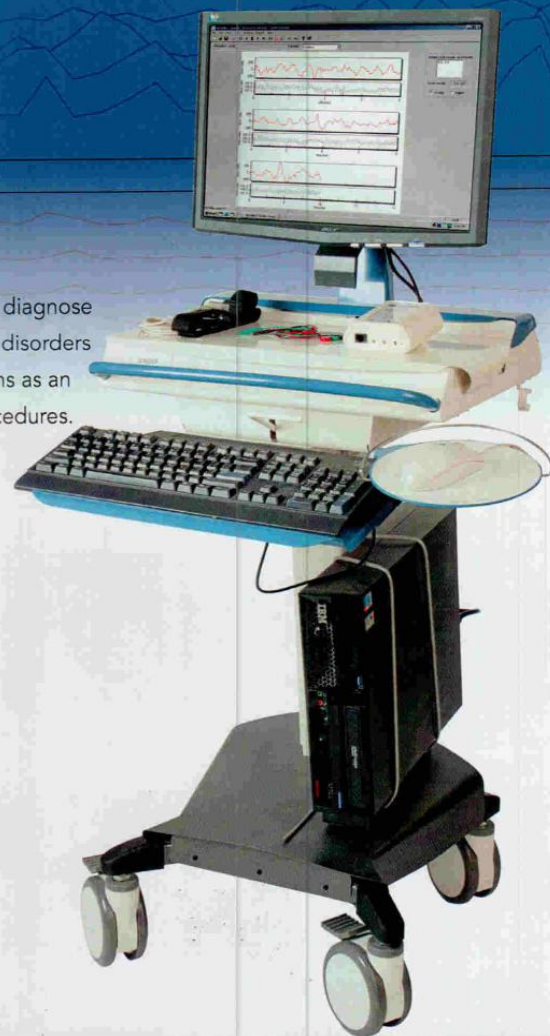
The 3CPM Electrogastrogram machine (EGG) is designed to diagnose Gastric Dysrhythmias associated with various gastric motility disorders and diseases. It is also used to confirm normal gastric rhythms as an aid in patient selection before or after contemplated GI procedures. It may be used to accurately confirm the therapeutic effect of drugs and in research protocols.

The 3CPM EGG Detects:

- Normal 3 cycle per minute activity
- Tachygastria
- Bradygastria
- Mixed dysrhythmia
- Functional pyloric outlet obstruction
- Interstitial Cells of Cajal (ICC) depletion*



WWW.3CPMCOMPANY.COM | 410-494-1846

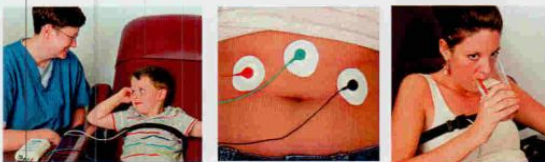


When a Reliable Signal is Critical - it's 3CPM! Quality Controlled - FDA/CE Approved

- The 3CPM EGG is the only EGG machine that is FDA cleared and CE certified, and available worldwide.
- ISO13485 certification attests to the 3CPM commitment to quality and reliability at every step of the design and manufacturing process.
- N.I.S.T. certification standardizes accuracy and calibration assuring reliable signal detection.
- The 3CPM EGG is used by the National Institutes of Health (NIH) in their studies on diabetic and idiopathic gastroparesis

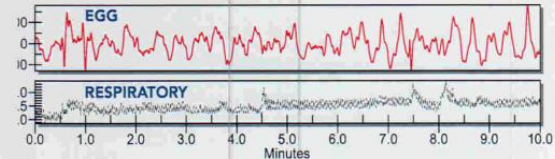
Multiple Version Flexibility

- Single or multiple EGG channel options
- Clinical EGG Version - provides automated artifact identification and suggested diagnostic interpretation
- Research EGG Version - provides open architecture and prolonged recordings for up to 3 hours
- Combined EGG Version platform available to control cost
- Canine research model with canine-specific presets
- Proprietary software allows the option to export digital signals to other analysis programs (i.e. MatLab)

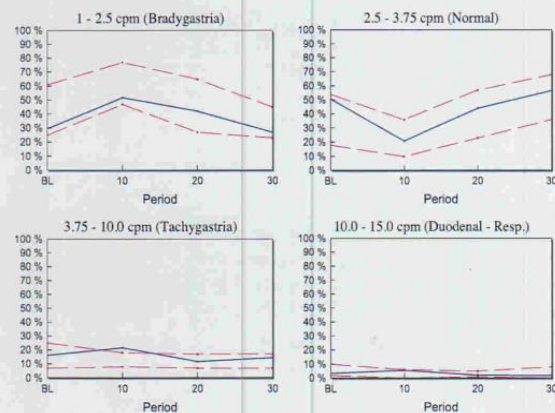


For more information contact:
Brittany Hall
410-494-1846 ext 103
brittany.hall@3cpmcompany.com

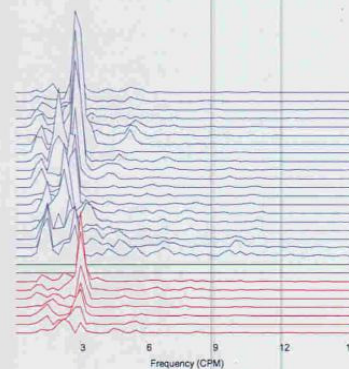
* Z. LIN, I. SAROSIEK, J. FORSTER, I. DAMJANOV, Q. HOU & R. W. MCCALLUM.
Association of the status of Interstitial cells of Cajal and electrogastrogram parameters, gastric emptying and symptoms in patients with gastroparesis. *Neurogastroenterol Motil* (2010) 22, 56–e10



Normal 3 cycle per minute raw signal



Normal EGG - Summary percent distribution graphs



Normal 3 cycle
per minute activity
running spectral
analysis



WWW.3CPMCOMPANY.COM

7402 York Road, Suite 100 | Towson, MD 21204